

300x320 SH-LR (II.GENERATION – version 2)

Semiautomatic machine with hydraulic manipulation.

The machine is designed for cutting of material in vertical and angle cuts, angle cuts are possible to set fluently from 60° right to 45° left.

It is suitable for piece production and small series production. Thanks to its robust construction it enables cutting of wide range of materials including stainless steels and tools steels as well as profiles and full materials.

Control systém:

- The machine is equipped with a control system PEGAS A2 relay logic
- Button control
- Control panel placed at the moving console for comfortable machine handling. There is equipped with a safety button, which stops the saw. There is also a feed regulator and buttons which control the various available movements.

Construction:

- The machine is constructionally designed in that way, so that it corresponds to extreme exertions in productive conditions.
- The arm of the machine is made of cast iron and it is designed to ensure the power and the precision of the cut. Arm is 25 grades sloped, it increases the lifetime of blade.
- The arm rotated by a shaft (joint) which is supported by adjustable conical bearings
- Drive pulley and tighten pulley are both metal castings.
- Upper working arm position controlled by automatic stopper (DPP)
- The down working position of the arm controlled by the microswitch. In the end position microswitch is on, arm goes to selected upper position.
- The vice is made from cast iron. Jaws ensure safe clamping of the material.
- Hydraulically operating vice with short travel is placed in an adjustable dovetail groove.
- Moving jaw of the vice is manual with a wheel and trapeze thread. Speedy jaw adjustment is achieved by means of a lever, spring and trapeze half-nut.
- Basic part of the vice moves according to the direction of the angle cut setting, fixation is made by the handle.
- Turn table is cast iron. A turntable gives a big place for support of material and its perfect clamping.
- Manual turning of the table for angle cuts, angle fixation using handle. The turning table has autoarresting every 15 grades (the groove with the spring).
- General angles are adjusted by the nonius.

Basic equipment of machine:











- The blade leading in guides with hardmetal plates and leading bearings and along cast iron pulleys.
- There is a guide situated on the firm beam on the drive side. On the tightening side there is the guide situated on the moving beam.
- The guide beams of moving band guide is adjustable. Manual adjustment and fixing of the guide beams.
- The beam of the guide is moving in sliding leading.
- The saw-band is equipped with a guard, which protects the operator from millings and cutting emulsion.
- Mechanic tightening of the blade.
- Automatic indication of blade tension
- A passive driven cleaning brush for perfect cleaning and function of blade.
- Drive of machine is solved by worm gear box with permanent oil filling. Three phase engine with double winding, two cutting speeds. Thermoprotection of engine.
- The cooling system distributes cutting emulsion to the band guides.
- Massive base with a tank for chips. Base is designed for manipulation with machine by pallet truck and also by any high lift truck.
- Indication of blade tightening and opening of the cover.
- Controlling 24 V.
- Maschine is equipped with hydraulic system which ensures all functions of that machine. It pushes the arm to cut, pulls up the arm and opens and closes vices.

Basic accessories of machine:

- Band saw blade.
- Set of spanners for common service.
- Manual instructions in electronic form (CD).

Operating cycle:

After manual adjustment of the jaws the operator starts the cycle with a switch on the control panel. The hydraulic cylinder of the vice grips the material and the saw starts working. The cutting speed of the arm is controlled by a throttle valve. Arm and vice movements after cut finish following set user parameter. The vice opens and the operator can handle the material.

cutting parameters							
		 0°	 45°	 60°	 45°	 60°	 b
	D [mm]	300	300	200	270	X	X
	D [mm]	180*	110*	80*	110*	X	X
	axb [mm]	320x300	290x300	190x190	270x200	X	320x160

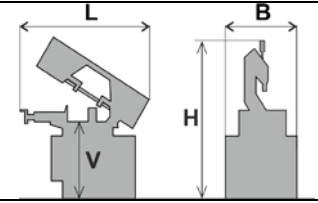
* Recommended values. Recommendations of band blade producers are to be followed when choosing to cut full material, their dimensions are limited by available size of the teeth for the specific type of the band.

° Cutting of the bundle without upper vice HP. HP = accessory for additional price. The cutting parameters are limited when using.

the shortest cutting	3	mm
the smallest divisible diameter	5	mm
the shortest rest during one cut	30	mm

performance parameters		
drive of the blade	kW	1,3/1,8
drive of the hydraulic agregate	kW	0,44
pump of the cooling emulsion	kW	0,05
total input	kW	
cutting speed	m/min	35/70
diameter of the blade	mm	3660x27x0,9
electric connection		3x400V, 50 Hz, TN-S

control	
feed of the Frame to the cut	Hydraulically
feed of the material	Manually
clamping of material	Hydraulically
bend tension	Manually
cleaning of the blade	Passive cleaning brush

Parameters						
length	width	Height max	height min	height of the table	weight	
[L]	[B]	[Hmax]	[Hmin]	[V]	(kg)	
2050	1170	2040	1420	800	650	